

A new leader in Commercial laundry systems

LG Commercial Laundry Systems



World-renowned LG is launching a new chapter in commercial washers

Company Introduction _ 02 | More Efficiency _ 04 | More Durability _ 08
More Intelligence _ 12 | More Style _ 16



Ranked Number 1

LG is first in market share in more than 30 countries including first in front load washers in the United States, Australia and South Korea.



Awards

LG is a leading recipient in the nation's top recognitions.

USA AWARDS



JD power No.1 ('06, '07)



Consumer Report No. 1 ('06-'08)



Best Buy ('09)



Consumer Electronics Show Innovation Award (2004-2007)



Kitchen & Bath Industry Show Advanced Award (2004-2006)



Energy Star



NCAA Corporate Partners

MORE EFFICIENCY

Enhanced energy efficiency and innovative features of LG Commercial Laundry Systems offer superior cleaning performance while using less energy and water to keep your utility bills low and our planet green.





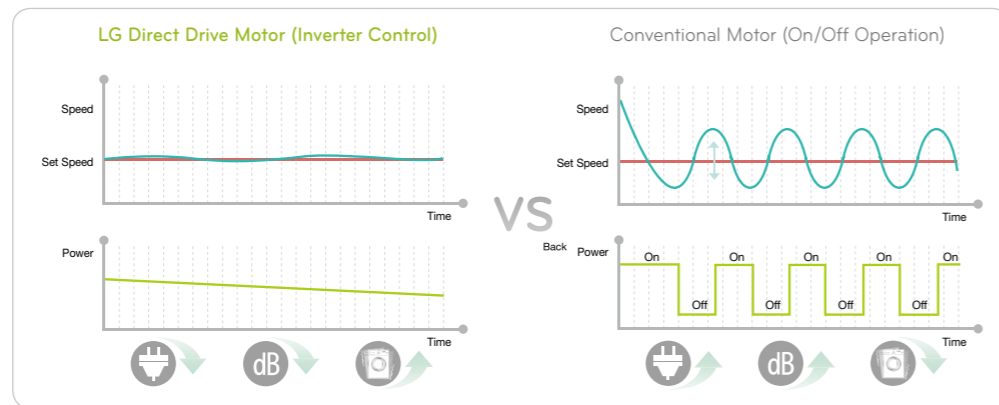
More Efficiency

Green, healthy, clean



Inverter Control

Inverter Control Systems generate less speed fluctuations and consume only the exact amount of electricity needed at every step. This not only saves water and energy but also ensures optimum washing performance.



Water Circulation

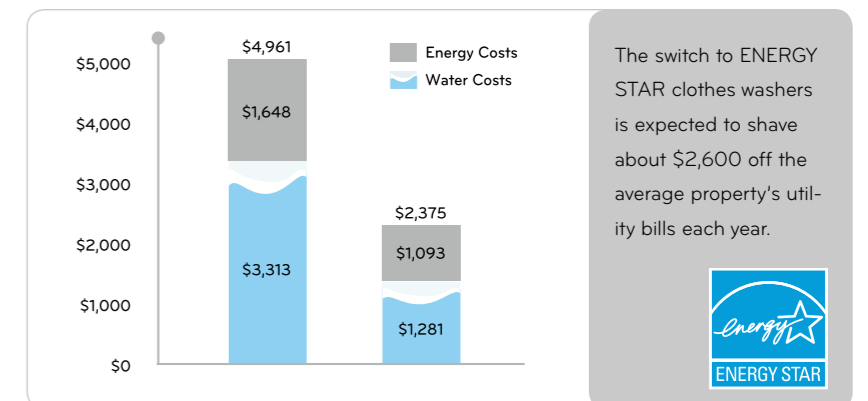
LG washing machines are equipped with a state-of-the-art water circulation system. This innovative design reduces water consumption by circulating fresh water from below the inner drum to be used during the wash. A pump located under the inner drum pulls up the water that sprays between the inner drum and the outer tub, repeating this action during the wash and rinsing processes. By limiting the amount of water used during a cycle, LG washers provide greater water savings.



LG Commercial Laundry Systems are designed to not only use less energy and water but also deliver a superior cleaning process through inverter controls and state-of-the-art water circulation that promotes sustainability.


Energy Star Qualified

Saving time, money and energy plays an important role in the environment and now in business. Being environmentally aware and promoting green amenities makes your property more attractive to current and prospective residents. LG Commercial Laundry Systems are ENERGY STAR rated, and choosing these washers for your community laundry facilities saves a significant amount of money.



Embossed Inner Drum

The surface of the LG washer inner drum is embossed to increase the amount of contact with the fabric during the washing process. This creates better washing action while removing more dirt and stains to give clothes a deeper clean. Delivering superior laundry performance generates trust in your laundry facilities and increases usage.



MORE DURABILITY

The Inverter Direct Drive technology of LG Commercial Laundry Systems promises a durable and long-lasting washing machine with quiet operations.





More Durability

Durable, Reliable, Powerful, Quiet



When choosing commercial laundry equipment for your property, it is important to select machines that are durable, long-lasting and have a reputation of success. Utilizing innovative technologies such as the Inverter Direct Drive motor and Water Circulation systems, LG delivers the most durable and long-lasting machines in the industry.

Reliable

LG Commercial Laundry Systems are designed to perform at least 10,000 cycles compared to other machines which are designed for up to 3,000 cycles. LG's superior technology utilized in its Commercial Laundry Systems increases reliability, even in the most extreme use environments such as a common area laundry room.



Inverter Direct Drive Motor

By eliminating the belt and pulley found in conventional washer motors, LG's Direct Drive system increases the motor's stability and lessens vibration. This in turn gives the Direct Drive motor increased durability, translating into lower maintenance costs and fewer resident complaints.




NeverRust™ Stainless Wash Tub

The rust-free stainless steel drum prevents staining clothes. Unlike normal painted drums, where the paint tends to chip over time, the scratch-resistant stainless steel drum and pulsator ensure residents won't complain about stained or ruined clothes.



Triple Damper Vibration Reduction

Three dampers are used to absorb vibrations in three dimensions to deliver less vibration and quieter operation. Based on independent testing, LG front-loading washers and dryers are some of the quietest in their class. This quiet design improves resident relations by reducing noise complaints from residents living close to the common area laundry rooms.



MORE INTELLIGENCE

The user-friendly systems and intuitive programs bring convenience and increased safety through improved design.





More Intelligence

Intelligent, Convenient, User-Friendly, Safe



Installation Flexibility

Single washer, single dryer, stack dryer, stack washer/dryer - you can determine the best products or combination of products to fit your unique commercial laundry equipment needs.




PDA Link Functionality

LG washer functions and usage data can be managed and controlled wirelessly using a PDA Linked Functionality. This wireless monitoring allows a service technician to be alerted to a potential problem before it is reported by your residents, providing greater customer service.



AdaptAble™ Controls

LG Commercial Laundry Systems with movable AdaptAble Controls provides the space saving convenience of stackable laundry without compromising capacity and easy to reach controls. The AdaptAble Controls can be placed on the top of the dryer for side-by-side installations, or moved to the bottom for a stack configuration. The control is always at a convenient height and is versatile enough to change as needed.



Providing laundry rooms equipped with LG Commercial Laundry Systems is easy and convenient. Combining a partnership with a trusted laundry service provider and the intelligent systems found in the LG washers and dryers ensures the greatest customer service, maintenance and security, minimizing efforts needed from your on-site staff.

Easy Programming

Intuitive programming modes allows operators to choose and change a variety of functions and programs including price, cycle time, cycle parameter, spin speed and more, ensuring all your washing and amenity requirements are met.



Easy Repair System

LG Commercial Laundry Systems are all front service accessible. Valuable service time is not wasted gaining access to key service elements ensuring minimal downtime of your machines.



Steel Control Panel

The front access panel is constructed of strong coated steel – not plastic, to provide an important security barrier to the coin box and vault as well as the machine control assembly.



Dual Lock System

LG's unique double locking system for the front panel and coin vault access provides increased security.



External Security


Internal Security

Reversible Dryer Door

The direction of the door swing can be easily changed to meet the needs of a common area laundry room layout with no additional parts required.

MORE STYLE

The modern design and advanced materials of LG commercial Laundry Systems will add a touch of elegance and provide the superior clothes cleaning performance your residents demand.





More Style

Attractive Exterior Design

LG Commercial Laundry Systems will attract residents with its modern streamlined design. The stainless chrome door and tempered glass help to upgrade the weariest of laundry rooms.



Streamlined Design

The streamlined design of the LG Commercial Laundry System is an attractive feature of the product. The elegant and high tech design of the washers and dryers differentiates it from every other brand and makes it more appealing to your residents.



Attractive Exterior Design and Functionality

The chrome door and grip opens wide for easy loading and unloading, even when washing a lot of towels. It also keeps the washer looking like new for longer.



Tempered Glass

The door is made of tempered glass making it more durable and less breakable. Compared to competitor's plastic inserts, the glass does not scratch easily and the transparent window allows residents to conveniently check the progress of their wash.

