

Electrolux Professional Line 5000

Maximum quality at minimum cost for your on-premises laundry



Thinking of you
Electrolux

Electrolux Professional
On-Premises Laundry

**Five-star hotel service
needs five-star solutions.**

The worldwide experience
of hundreds of thousands
of successful hotel projects
can not be substituted.

Improve your service, with an In-House Laundry

You will benefit, too, with huge energy and water savings and faster, superior results.

There are plenty of compelling reasons why hotels keep their laundry solutions in-house. Why not entrust the cleaning of your terry towels, bed linen, tablecloths and napkins to the professionals instead of outsourcing? A value that means more savings and higher quality. The Electrolux Professional in-house laundry solution offers:

- ▶ Noticeably better textile quality for your guests
- ▶ Quick return on investment through low running costs and lowest cost per wash
- ▶ Significant savings all around – in terms of energy, water, detergent and time
- ▶ Specific solutions tailored to individual needs:
 - an innovative, eco-friendly cleaning service for your guests
 - a space-saving terry towel laundry
 - a complete in-house laundry solution giving you full control of every part of the process

Electrolux Professional boasts first-class expertise in laundry solutions, backed by global leadership. Our customers profit from the largest solution variety, and the highest quality software and program flexibility on the market. **Our solutions help hotels all over the world save money and provide their guests with the best possible laundry.**

Ultimate quality combined with complete control with **the new Compass Pro®**

The new Compass Pro® ensures the best utility cost optimization and program flexibility in combination with the market's most user-friendly interface.

Washer Control



- ▶ Flexible and customizable
- ▶ A library of 55 programs
- ▶ 15 custom programs
- ▶ Large, clear display in up to 18 languages
- ▶ Real-time clock for automatic start, date and time stamp machine history
- ▶ Process monitoring via Certus Management™ Information System
- ▶ Create custom Compass Pro® wash programs on your PC with Laundry Program Manager, then transfer them to machines via USB port
- ▶ 5 liquid detergent signals for automatic dosing (optional)
- ▶ USB port on front
- ▶ Automatic Water Savings (AWS) - lowers water consumption by up to 30% for half loads

Dryer Control



- ▶ Flexible and customizable
- ▶ A library of 55 programs
- ▶ 15 custom programs
- ▶ Large, clear display in up to 18 languages
- ▶ Real-time clock for automatic start
- ▶ Process monitoring via Certus Management™ Information System

User-friendliness

Compass Pro® with large, clear displays and intuitive interfaces simplify operation. Operators can easily select and navigate the appropriate programs thanks to language selection and optional voice guidance. Show only the programs you use, preventing user error. With easy access to key parts, machines can be serviced and programmed without hassle. Because technology is, after all, there to make our lives easier.

The Electrolux Professional Line 5000 Range Overview On-Premises Laundry

Washers Choose the solution that suits you best

Now up to 450 G-force!

- standard
- option
- x available
- not available

Washers Soft Mount*

H High Spin Range



	W575H	W5105H	W5130H	W5180H	W5240H	W5300H
Drum volume, l	75	105	130	180	240	300
Dry weight capacity, kg/lb	8/18	11/25	14/30	20/45	27/60	33/75
G-factor	450	450	450	450	450	400
Width, in	28 3/8"	32 11/16"	35 13/16"	38 3/16"	40 3/16"	40 3/16"
Depth, in	27 3/16"	29 1/8"	32 1/2"	37 3/16"	39"	44 11/16"
Height, in	43 14/16"	51 3/16"	52 3/16"	55 8/16"	56 7/8"	56 7/8"
Electric/Steam/Non-heated	x/x/x	x/x/x	x/x/x	x/x/x	x/x/x	x/x/x
Compass Pro®	●	●	●	●	●	●
Clarus Control®**	○	○	○	○	○	○

H soft-mount washers available in sizes up to 265 lb. capacity.

Energy Star up to 45 lb.

- standard
- option
- x available
- not available

Washers Solid Mount*

S Super Spin Range



	W575S	W585S	W5105S	W5130S	W5180S	W5250S	W5330S
Drum volume, l	75	85	105	130	180	250	330
Dry weight capacity, kg/lb	8/18	9/20	11/25	14/30	20/45	28/62	35/77
G-factor (N/S)	200	200	200	200	200	200	200
Width, in	26"	26"	28 6/16"	28 6/16"	29 8/16"	32 11/16"	35 13/16"
Depth, in	27 3/16"	28 3/4"	27 3/4"	31 2/16"	34 10/16"	37 10/16"	40 15/16"
Height, in	43 14/16"	43 14/16"	47 4/16"	47 4/16"	52 3/16"	55 8/16"	56 14/16"
Electric/Steam/Non-heated	x/x/x	x/x/x	x/x/x	x/x/x	x/x/x	x/x/x	x/x/x
Compass Pro®	●	●	●	●	●	●	●
Clarus Control® (S)**	○	○	○	○	○	○	○

- standard
- option
- x available
- not available

Washers Solid Mount*

X Extra Spin Range



	W5280X	W5350X
Drum volume, l	280	350
Dry weight capacity, kg/lb	28/65	35/80
G-factor	300	300
Width, in	36 13/16"	43 15/16"
Depth, in	38 3/16"	44 1/8"
Height, in	57 5/16"	61 13/16"
Electric/Steam/Non-heated	-/x/x	x/x/x
Compass Pro®	●	●
Clarus Control®	○	○

- standard
- option
- x available
- not available

Side load Barrier Washers



	WSB5180H	WSB5250H	WSB5350H
Drum volume, l	180	250	350
Dry weight capacity, kg/lb	18/40	25/55	35/77
G-factor	350	350	350
Width, in	35 1/4"	41 5/16"	50"
Depth, in	40 15/16"	41 5/16"	41 3/4"
Height, in	63 3/4"	63 3/4"	63 3/4"
Electric/Steam/Gas	x/x/x	x/x/x	x/x/x
Compass Pro®	●	●	●


Refer installation and servicing to qualified, licensed personnel. Always read installation and operating manuals and consult local codes before installation. Protect machines with properly rated, common-trip, circuit breakers ONLY. Warranty void if not properly installed. Solid-mount machines require a concrete foundation, and are not suitable for upper-floor or above-basement installations. Contact Laundrylux for more information and for availability of machines for electric services not listed. Specifications subject to change without notice. Laundrylux assumes no responsibility for errors or omissions in this information.

Soft Mount machines Direct installation on all types of floors
Solid Mount machines Need to be bolted to concrete pad

Immediately lower water and gas consumption with global leader Electrolux Professional Laundry

Dryers Find the solution that meets your needs

● standard
○ option
x available
- not available




Tumble Dryers*	T5290	T5300S	T5420S	T5550	T5675
Dry weight capacity, lb	35	2x35	2x50	67	83
Width, in	27 15/16"	31 1/8"	34 1/4"	37 13/16"	37 13/16"
Depth, in	45 1/2"	43 7/8"	52 5/8"	51 3/4"	59 7/16"
Height, in	65 15/16"	76 3/8"	81 7/8"	73 7/16"	73 7/16"
Electric/Gas/Steam	x/x/x	x/x/-	-/●/-	x/x/x	x/x/x
Compass Pro®	●	●	●	●	●
Residual Moisture Control	○	○	○	○	○

Dryers available up to 135 lb. capacity.

Wash & Dry all in one machine

● standard
○ option
x available
- not available



Pronto® Wash&Dry - Soft Mount	WD5130	WD5240
Dry weight capacity, lb	18	33
G-force extraction	350	350
Electric/Electric	●	●
Width, in	35 13/16"	40 3/16"
Depth, in	43 11/16"	53 1/8"
Height, in	52 3/8"	57 1/16"
Electric/gas	○	○
Non heated/gas or electric	○	○
Compass Pro®	●	●



Electrolux S- and H-model washers, Pronto™ WD4240, dryers and ironers comply with International safety standards and product quality specifications for your complete peace of mind.



Electrolux models W485S, W4105S, W475H and W4105H are Energy Star rated. They meet strict energy efficiency guidelines set by the EPA & US Department of Energy. Our larger machines are also designed to save water and energy and achieve impressive Modified Energy Factor (MEF) results.



Electrolux is a global leader in its commitment and long-term approach to environmental responsibility and product development.




Electrolux was named one of the world's most ethical companies and for the 6th year has been named Sector Leader by the Dow Jones Sustainability Index.



Barrier Washers for 100% hygiene control

● standard
○ option
x available
- not available



Side load Barrier Washers	WB5130H	WB5180H	WSB5180H	WSB5250H	WSB5350H
Dry weight capacity, kg/lb	13/30	18/40	18/40	25/55	35/77
G-factor	300	300	350	350	350
Width, in	35 13/16"	38 3/16"	35 1/4"	41 5/16"	50"
Depth, in	34 7/16"	38 3/8"	40 15/16"	41 5/16"	41 3/4"
Height, in	52 3/16"	55 1/2"	63 3/4"	63 3/4"	63 3/4"
Electric/Steam/Gas	x/x/-	x/x/-	x/x/x	x/x/x	x/x/x
Compass Pro®	●	●	●	●	●
Clarus Control®	○	○	-	-	-

Images shown are a representation of the product only and variations may occur. See details on product data sheet. * Front and side panel in stainless steel (optional).

More information on product data sheet. **Machines with Clarus Control® are designed with horizontal wave and meet the specifications of Generation 4000.

High-tech equipment for outstanding service quality

Intelligent features, unique extras

Premium service is a given in the hospitality sector. But at the same time, maintaining on-premises laundry standards should not risk profitability. Electrolux Professional has a strong track record as a provider of hospitality solutions to leading hotels around the world. We make it easy for you to increase productivity while looking your best.

Take control, save money and increase customer satisfaction

Cashing in on your investment becomes easier with every wash process, thanks to low running costs. In fact, you save money in many ways while simultaneously improving quality. This even applies to small-scale laundry installations such as terry towel washing.

Tailored precisely to your needs

You want your linen to last longer, smell fresher and feel softer. And naturally, linen, terry towels and guests clothing should be finished to perfection.

Achieve perfection with a rich variety of intelligent features and special programs. Unique features and benefits designed to improve your laundry, cut your expenses, and increase your productivity – all while providing the very best wash results.



Technological Excellence makes the difference

Washers/Barrier Washers



Optimized flexibility and customization with Compass Pro®

- ▶ Best utility cost optimization
- ▶ Up to 55 programs, 15 custom programs
- ▶ Real-time clock for automatic start, date and time stamp
- ▶ Available on Washers and Dryers




Cost savings in water and energy thanks to Automatic Water Savings

- ▶ Determines the load weight and adds precisely the correct amount of water
- ▶ Up to 30% water savings for half loads
- ▶ Energy savings due to less water to heat




Faster wash cycle with drum Speed Soak

- ▶ Shortens wash cycle times
- ▶ Speeds up soaking process



Maximum dewatering

- ▶ Power Balance for faster drying
- ▶ Lower maintenance costs
- ▶ Less vibration
- ▶ Maximum water extraction
- ▶ Lower energy costs



Built for heavy-duty operations and extended lifetime

- ▶ Robust steel door and lock mechanism
- ▶ Hinges set wide apart



External liquid chemical manifold

- ▶ Best design in the industry
- ▶ Chemicals are diluted in water reservoir
- ▶ Improves reliability, operation, workflow
- ▶ Reduces maintenance



Total cost control

- ▶ thanks to Certus Management™ Information System
- ▶ Boosts savings and profitability
- ▶ Enables process validation

Innovative software from Electrolux



Superior efficiency and economy

- ▶ The Smart Dosing System automatically calculates the correct amount of detergent
- ▶ Tangible results in efficiency, costs, and cleaning results
- ▶ Cuts chemical costs
- ▶ Customers notice results

Dryers



Time and energy savings as a result of Reversing Drum (standard)

- ▶ Prevents tangling and wrinkling of large items
- ▶ Laundry dries faster using less energy

Faster maintenance

Best ergonomic construction and easy-to-clean lint screen



Extended machine lifetime with Advanced Blower Wheel

- ▶ Less maintenance
- ▶ Less sensitive to lint accumulation and pressure drop



Higher productivity


thanks to axial airflow and tighter construction

- ▶ 12% faster dry time
- ▶ 25% gas savings



Extended lifetime with Support Rollers

- ▶ Improved drum stability
- ▶ Longer life of bearings



Best drying results

No overdrying thanks to Residual Moisture Control

- ▶ Measures the exact moisture content throughout the whole process
- ▶ Now improved for moisture levels under 15%
- ▶ Energy savings due to shorter drying time



Faster and easier serviceability

with USB connection on the front

- ▶ Easy software upgrade

Up to 12% faster drying and 25% energy savings



Designed by experts.

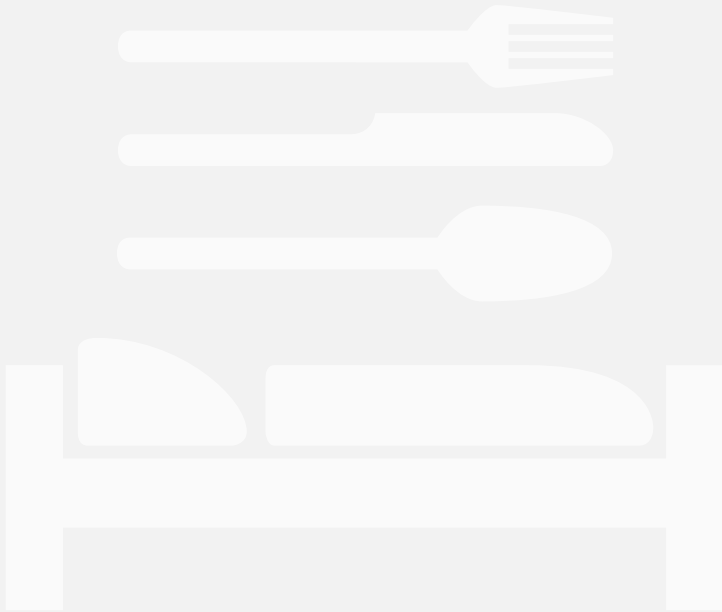
Inspired by you.



Thinking of you
Electrolux

*For Electrolux Professional Laundry Solutions
in North America, please contact:*

Laundrylux®
461 Doughty Boulevard
Inwood, NY 11096-1384
(800) 381-7222 • info@laundrylux.com
www.laundrylux.com



Electrolux is a global leader in household appliances and appliances for professional use, selling more than 40 million products to customers in more than 150 markets every year. The company focuses on innovations that are thoughtfully designed, based on extensive consumer insight, to meet the real needs of consumers and professionals. This is the essence of our company slogan 'thinking of you.'

Electrolux Professional reinvests a large part of its revenues in R & D to maintain a high level of innovation, meet customer demands and stay ahead of competition.

- ▶ 3% of sales invested annually in R & D
- ▶ More than 200 exclusive patents
- ▶ Innovative laboratories
- ▶ Dedicated design department

**Discover the Electrolux Excellence
and share more of our thinking at
www.electrolux.com/professional**